

TOP VIEW

SPECIFICATIONS

- Die cast aluminum construction
- Interchangeable with laminated ConCore® and All Steel panels
- 56% open area without damper
- Panel size: 24 inches square
- Panel weight: 5.06 lb./ft²
- Non-combustible material
- Class A flame spread rating

UNDERSTRUCTURE OPTIONS

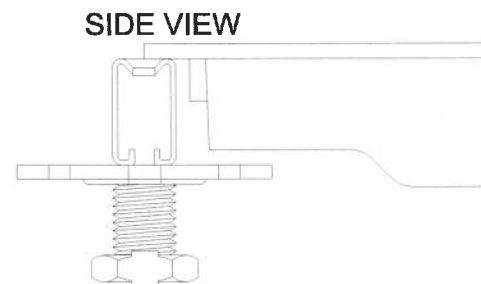
- 4' bolted stringer system

COATING OPTIONS

- Bare
- SparkLite White powder coat finish

AIRFLOW CONTROL OPTIONS

- Slide Damper (factory installed)
- Single-zone Opposed Blade Damper (field mounted)



Airflow Performance

Static Pressure (In. H ₂ O)	Air Volume w/o damper (CFM)
0.02	1050
0.04	1505
0.05	1700
0.06	1800
0.08	2150
0.10	2340

Slide Damper

Air Volume w/ damper open (CFM)	Air Volume w/damper closed (CFM)
610	50
685	65
750	70
820	80
1030	90
1170	105

Opposed Blade Damper

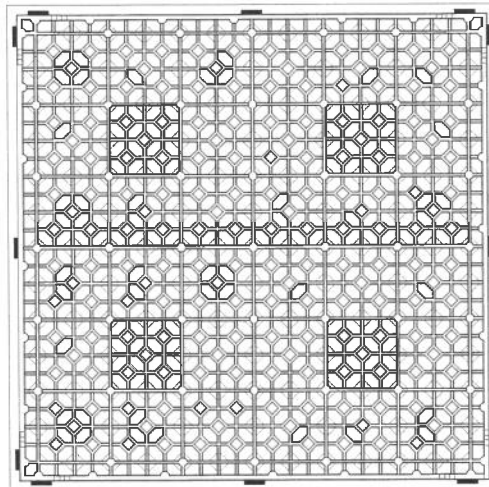
Air Volume w/ damper open (CFM)	Air Volume w/damper closed (CFM)
880	170
1275	185
1400	200
1610	225
1865	260
2040	310

System Load Performance Criteria (Tested on Actual Understructure)*

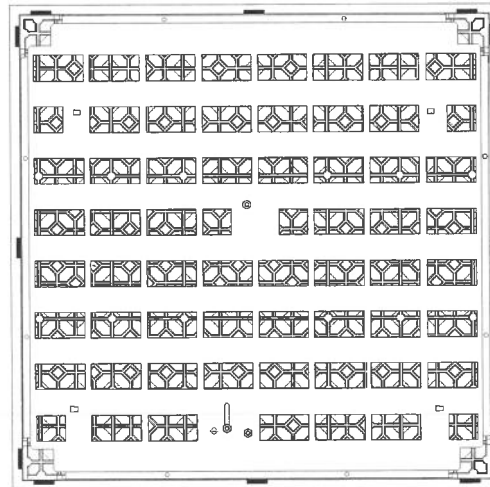
System Type	Understructure	SYSTEM WEIGHT	STATIC LOADS			ROLLING LOADS		IMPACT LOADS
			Design Loads	Ultimate Load	Safety Factor (min. 2.0)	10 Passes	10,000 Passes	
Aluminum GrateAire	Bolted Stringer	6.47 lbs / ft² 31.59 kg / m²	1000 lbs 454 kg	2000 lbs 908 kg	Pass	1000 lbs 454 kg	800 lbs 363 kg	100 lbs 45 kg

1. System Design Load is based on permanent set $\leq .010"$ and is verified by loading panels in accordance with the CISCA concentrated load method but with panels installed on actual understructure instead of steel blocks. Ultimate, Rolling, and Impact Load tests are performed using CISCA test procedures.


2. Safety Factor is Ultimate Load divided by Design Load.



BOTTOM VIEW



**BOTTOM VIEW WITH OPTIONAL
SLIDE DAMPER**



**BOTTOM VIEW WITH OPTIONAL
OPPOSED BLADE DAMPER**